

Follow the footprints



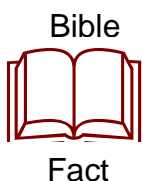
# Discover EGYPT

A Fun-filled Journey of Discovery to one of the most interesting (and hottest) places on earth!

- Interesting facts about modern Egypt
- Learn about Pharaohs, Mummies and Hieroglyphics
- Make your own Pyramid



- A look at illiteracy
  - Details of the 'Megavoice' player
  - Fund-raising Poster
- ...and lots more!



On each Worksheet in your Discover Egypt Pack you will find an interesting Bible Fact.



The Discover Egypt Pack will help your group learn about the country of Egypt, and the problem of illiteracy there. It is designed to help the National Bible Society of Ireland raise funds for the production and placement of **Megavoice** solar-powered audio players that enable illiterate people to listen to and engage with Scripture for themselves.

We are sure that you will find this Pack to be fun-filled and overflowing with interesting ideas and facts to get young people enthused about Egypt and the importance of the Bible.

- There are 5 Worksheets (WS1 – WS5) and 4 supplementary ideas which can be used in conjunction with the Worksheets (Sup1 – Sup4). Follow the camel's footprints to guide your children through pyramids, pharaohs and hieroglyphics as well as helping them learn about different languages and illiteracy.

Please feel free to make as many copies as you require. These would be best printed or copied in colour.

- In addition to the Worksheets you will find a Fund-raising Poster to help you set targets for your group. As a guideline, placing a **Megavoice** player in Egypt costs around €20 so you may decide to fund 10, costing €200. If you break your total into 5 sub-targets you can colour the thermometer as these are reached – raising the temperature as you go along.
- We hope that you thoroughly enjoy learning about this project. If your group would like a visit from someone from the Bible Society, please feel free to get in touch and one of us will be pleased to come along and let you see a **Megavoice**



'The Megavoice'  
Simple to operate

- You can find out more about the Bible Society or the **Megavoice** project on our Web Site:

[www.biblesociety.ie/megavoice](http://www.biblesociety.ie/megavoice)

Please feel free to contact Judy Wilkinson if we can be of any further assistance to you. You can reach us at:

The National Bible Society of Ireland  
41 Dawson Street  
Dublin 2

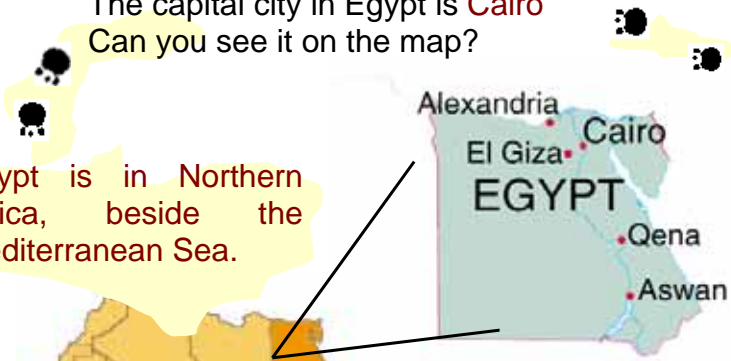
Tel: +353 1 677 3272 Fax: +353 1 671 0040  
Email: [nbsi@natbibsoc.iol.ie](mailto:nbsi@natbibsoc.iol.ie)

# Egypt Factfile



The capital city in Egypt is **Cairo**  
Can you see it on the map?

Egypt is in Northern Africa, beside the Mediterranean Sea.




That's the flag of Egypt at the top of the page – why not get your group to make a flag out of coloured paper? (See Sup1.) You could use it as a board to stick everything you learn on!! It is red, white and black with an eagle standing on a scroll in the centre.



Egypt is HUGE – it is **14 times** the size of the Republic of Ireland and has over 67 million people living there – that's loads!

Most of Egypt is a desert. People live along the sides of the **River Nile** where there is water and where crops will grow.



Egyptians speak a language called **Arabic**. This is a little sample for you – the letters are very different to ours.

## See if you can search out the words about Egypt.

Put a line through the words in the grid as you find them.

B	L	L	O	R	C	S	E	M	P	M	E
L	A	N	G	U	A	G	E	A	E	N	M
W	R	A	Z	T	F	R	E	G	G	H	F
R	L	I	D	M	L	I	A	L	Y	L	J
C	A	T	G	D	A	V	E	I	A	L	E
C	R	P	R	K	O	E	E	G	I	T	X
A	A	Y	T	I	E	R	W	R	T	G	O
M	B	G	C	N	E	N	L	A	U	C	D
E	I	E	A	O	R	I	A	C	T	T	U
L	C	W	V	R	T	L	B	S	E	E	S
S	S	N	P	F	D	E	S	E	R	T	R
A	A	C	I	R	F	A	H	T	R	O	N

- Arabic
- Aswan
- Cairo
- Camel
- Desert
- Eagle
- Egyptian
- Exodus
- Flag
- Language
- Map
- Megavoice
- North Africa
- River Nile
- Scroll
- Water

Bible



Fact 1

There is a really exciting story in the book of Exodus, in the Old Testament, that takes place in Egypt.

(See Exodus 7-12 for The Plagues and Exodus 14 for Crossing the Red sea)

# Ancient Egypt

## The Gory Days

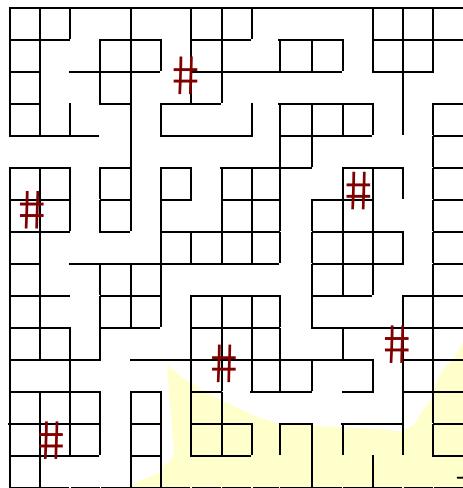


About 5,000 years ago Kings called 'Pharaohs' lived in huge palaces and had temples built in their honour. Pharaoh owned all the land, made the laws and defended Egypt against attack. The people of Egypt believed that Pharaoh talked to the gods, and you would have to be crazy to disobey him!

The Pharaoh was so important that he was embalmed when he died – that means cleaned and covered in perfume. They did a horrible thing – they took out his internal organs and stored them in special 'canopic' jars. They believed that different 'gods' looked after different parts of the body! Then he was wrapped in linen... and that's a Mummy!



Can you help the Mummy find his way to the Pyramids at Giza? Be careful of the snakes – they Bite!



Pyramids at Giza

Since Pharaoh was so important he was not buried in an ordinary grave, but a really huge, decorated Pyramid! Pharaoh's riches and even furniture were buried with him so that he could enjoy all the comforts of his life. The insides of pyramids are just like grand palaces. Sometimes slaves and even family members were locked in the pyramid with the dead Pharaoh so that they could serve him in his 'afterlife' – yuck!



We know so much about Ancient Egypt because of the form of writing used at the time. See WS3 to learn some more...



Bible



Fact 2

Many people think that Moses became the adopted Grandson of Rameses II, one of the most powerful Pharaohs ever



# Hieroglyphics

The people of Ancient Egypt did not use letters when they wrote things down, but they used pictures instead. These pictures are called 'hieroglyphics'. Historians can translate the hieroglyphics to learn about Egypt.

We have designed a code for you to use, see if you can translate our symbols and see what they are spelling out?



☀️i👋 ni98👋 kv8 78i7n8 ig  
 kvj≈ liRn👋 ≈i e1☾ kv≈k  
 v8 ☀️≈98 vj≈ iNnm ≈iN, ≈i  
 kv≈k 898RmiN8 lvi v≈≈  
 g≈jkv jN vje  
 ljnn v≈98  
 8k8RN≈n  
 njg8 ≈N👋  
 N898R R8≈nm  
 👋j8. CivN 6 : 🌸b

Code:	<b>a</b>	<b>b</b>	<b>c</b>	<b>d</b>	<b>e</b>
	≈	👋	☾	👋	8
<b>f</b>	<b>g</b>	<b>h</b>	<b>i</b>	<b>j</b>	<b>k</b>
g	☀️	v	j	c	👋
<b>l</b>	<b>m</b>	<b>n</b>	<b>o</b>	<b>p</b>	<b>q</b>
n	e	N	i	7	👋
<b>r</b>	<b>s</b>	<b>t</b>	<b>u</b>	<b>V</b>	<b>w</b>
R	≈	k	1	9	1
<b>x</b>	<b>y</b>	<b>Z</b>	<b>1</b>	<b>3</b>	<b>6</b>
/	m	;	🌸	6	b

### Bible



Fact 3

The Bible was originally written in Hebrew, Greek and Aramaic, ancient languages that only scholars can understand.

# Languages Today



People speak different languages throughout the world. Perhaps you know a little of another language like French, or maybe Spanish? Here are some examples of languages for you to look at. They all say the same as each other but can you join the correct example with the correct language? One has been done for you already...

① Gott liebte die Menschen so sehr, daß er seinen einzigen Sohn hergab. Nun wird jeder, der sein Vertrauen auf den Sohn Gottes setzt, nicht zugrunde gehen, sondern ewig leben.

God loved the people of this world so much that he gave his only Son, so that everyone who has faith in him will have eternal life and never really die. John 3:16 (CEV)

② Car Dieu a tellement aimé le monde qu'il a donné son Fils unique, afin que quiconque croit en lui ne soit pas perdu mais qu'il ait la vie

- Spanish
- German
- Arabic
- Chinese
- French
- English

③ 神爱世人，甚至将他的独生子赐给他们，叫一切信他的，不至灭亡，反得永生。

⑤ Pues tanto amó Dios al mundo, que dio a su Hijo único, para que todo el que cree en él no muera, sino que tenga vida eterna.

④  
لأنه هكذا أحب الله العالم حتى بذل ابنه الوحيد.  
لكي لا يهلك كل من يؤمن به، بل تكون له الحياة الأبدية.

Some languages look quite like English and even have words that we recognise, but others are very different. Can you imagine not being able to read? Think about it – no magazines, computer games, books, Internet, emails, letters...the list goes on. Worst of all, you wouldn't be able to read the Bible.



Answers: 1.German, 2.French, 3.Chinese 4.Arabic 5.Spanish

Bible



Fact 4

The whole Bible has been translated over 400 languages but did you know that there are over 6,800 languages?

# Megavoice



It is really important that everyone in the world is able to have a Bible if they want one. When a person can't read, this is very difficult. Remember we thought about not being able to read (*Sup4*)?

What a great idea, have a look at how it's used!

Here's something that will help. Readings from the Bible can be recorded on a 'Megavoice' player and it will last for years because its battery can be fully recharged by the sun.



Stop 

Volume control 

Pause 

 Scroll through large sections 

 Scroll through small sections 

 Scroll through verses 

Imagine you had to tell someone about a Bible verse or story. Try to think of other ways you could do this without them reading it. Here are some ideas...



### Comic-strip Character

Take your favourite character from the Bible and draw their story in a comic strip. You could make a little booklet, or a huge big poster...



### Write a song

How's your singing voice? Why not take a tune you already know and write new words to tell a story from the Bible, or to sing a verse you like.



### Recorded Reading

Have you ever heard your own voice? Try recording a Psalm, or maybe a parable? Then you will have a part of the Bible just like the Megavoice – spoken! Or you could record the favourite verse of someone you know and send it to them with a little message.



### Bible



Fact 5

One 'Megavoice' player can reach a whole family, or even a village with God's Word!

This is the flag of Egypt. Colour the flag using the guides as shown, why not cut it out and attach it to a stick.



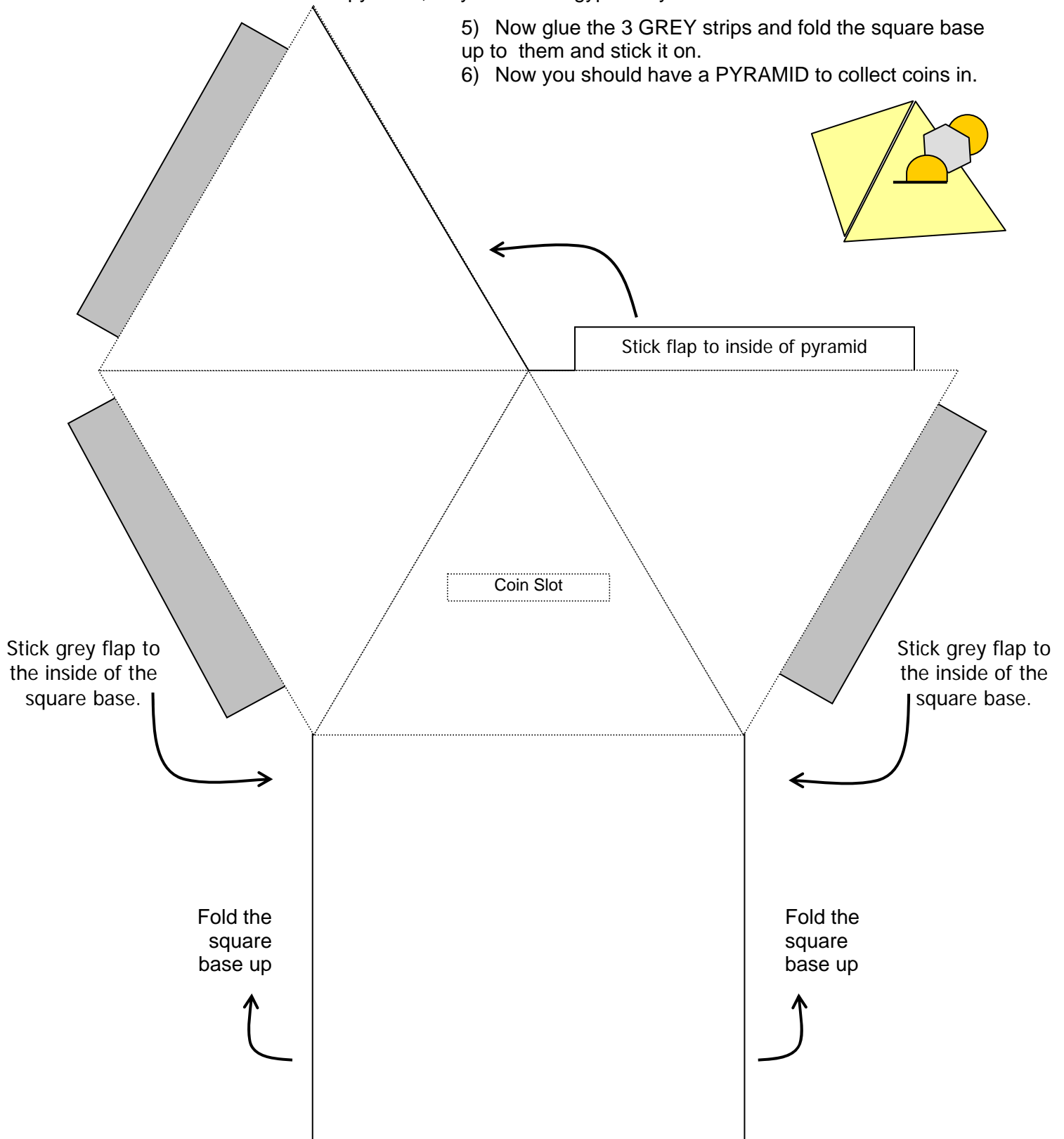
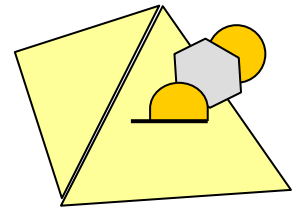
Red

White

Black

- 1) Colour the pyramid with your own design, you may even want to write some interesting facts about Egypt on it.
- 2) Cut around the outside of the shape and then cut out the 'Coin Slot' marked on one of the triangles (you may need an adult to help).
- 3) Now fold along all the dotted lines so that the triangles become the 4 sides of the pyramid and the square becomes the base.
- 4) Fold back the WHITE flap and stick it to the inside of the triangle which has the free side (see the arrow). This should make a 4-sided pyramid, as you find in Egypt today.

- 5) Now glue the 3 GREY strips and fold the square base up to them and stick it on.
- 6) Now you should have a PYRAMID to collect coins in.



# Ancient Egyptian Hieroglyphs

Each symbol has a corresponding sound; e.g. the Vulture represents the sound 'a' as in apple.

Some symbols represent 2 or more sounds; e.g. the folded cloth represents 'c', 's', 'z' as in cent, sit, zoo.

So, EGYPT would be:



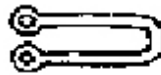
Vulture  
a as in apple



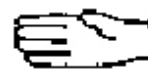
Foot  
b as in boy



Folded cloth  
c,s,z as in cent, sit, zoo



Tethering rope  
ch as in chair



Hand  
d as in dog



2 flowering reeds  
e,y as in eat, silly you



Horned viper  
f,v as in far, very



Jar stand  
g as in girl



Reed shelter  
h as in hello



Flowering reed  
i,e as in it, end



Snake  
g,j as in gym, jump



Basket  
c,k as in cat, kite



Lion  
l as in lion



Owl  
m as in man



Water  
n as in new



Lasso  
o as in old




Stool  
p as in pig



Hill  
q as in queen



Mouth  
r as in rabbit



Pool  
sh as in shout



Loaf  
t as in toy



Chick  
u,w as in ugly, water



Woman and man  
No sound, used after a name to tell if it is a man or a woman




Colour the hieroglyphs and try writing your name.

# Can't Read...

Life today can be very difficult for people who cannot read. It is hard to get a good job, difficult to understand bills, impossible to fill in forms, and that's just the beginning...

Think about some of these situations, what would you do?



## Getting the Bus

At the central bus station there are 6 stops for buses. You don't know what time your bus is at, or which stop it comes to.

All the information is on computer screens above the stops. What do you do?

\_\_\_\_\_

\_\_\_\_\_

\_\_\_\_\_

\_\_\_\_\_

How would you feel? \_\_\_\_\_

**It's your birthday** and you get a card in the post from someone. They have enclosed a photo; it's of you and the friend you met on your holiday last summer. You've kept in touch by phone. They have written lots but you can't read it, or write back –what now?



\_\_\_\_\_

How would that make you feel? \_\_\_\_\_

What will you do for their Birthday? \_\_\_\_\_



You have met new friends who you really like and they ask you to join a **Bible Club**. What will you do? Tell them you can't read?

\_\_\_\_\_

\_\_\_\_\_

What would your friends think? \_\_\_\_\_

Think of some other situations that would be difficult if you couldn't read. How would you overcome the problem?

**Target  
Reached!**

**Bang!**



Target 4

Phew! Now it's hot!

Target 3

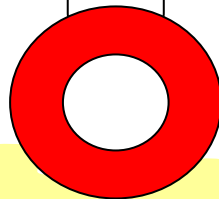
It's starting to feel like Egypt!

Target 2

It's getting hotter!

Target 1

The heat is rising



**Egypt is Hot, Hot,  
Hot!!!**

Send the temperature soaring as you reach your targets! Try and explode the thermometer!